



DISCOVER
SE3 HD
CONSOLE

LifeFitness



DIGITALLY IMMERSIVE FITNESS EXPERIENCE

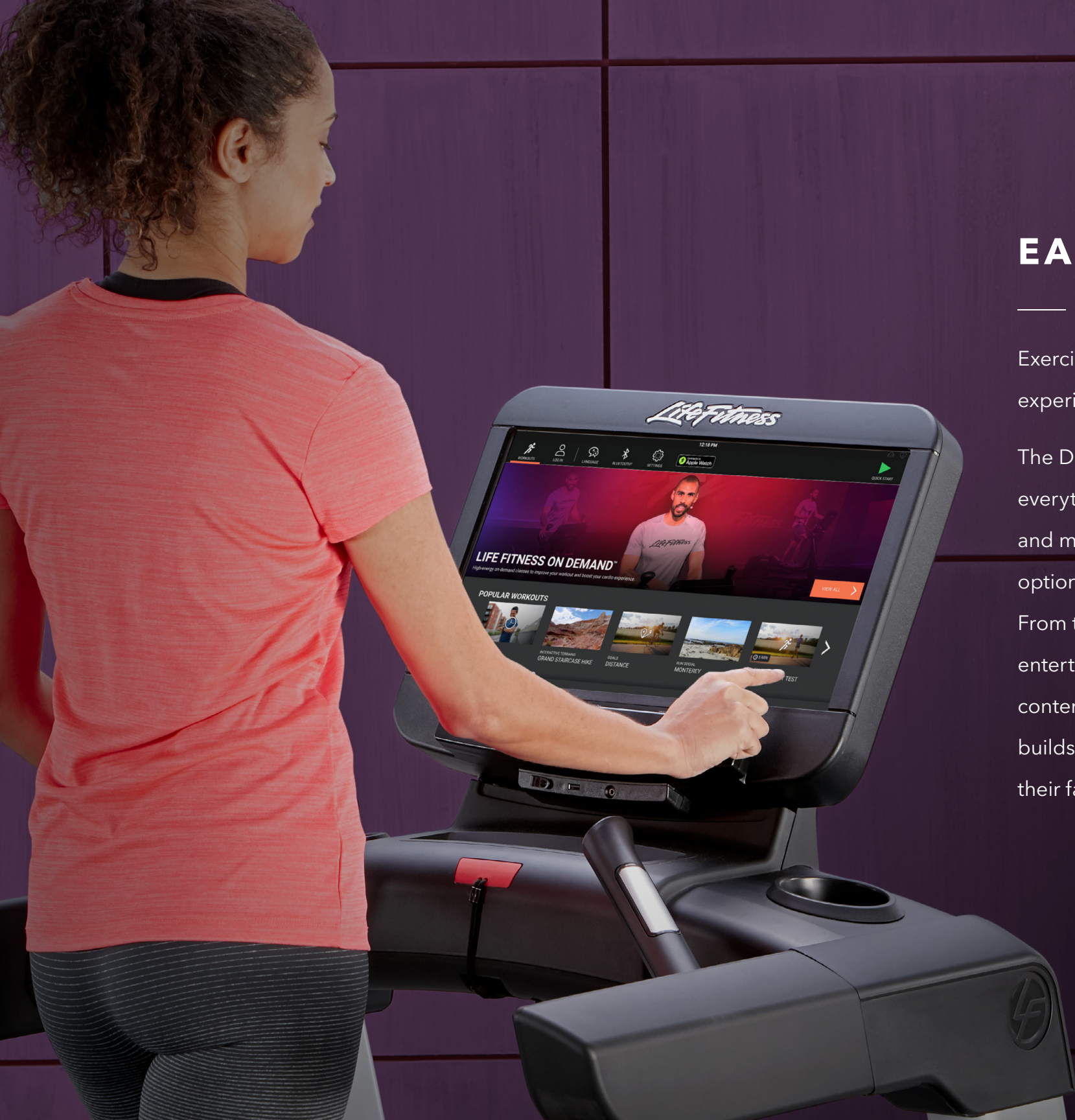
SE3 HD is the result of extensive research that asked what makes a consistently captivating experience. With engaging layouts, simple discoverability and a host of other digital advances including integrated streaming video services, the Discover SE3 HD console brings your facility to the forefront of the digital fitness world.

HIGH DEFINITION

High-definition, 21.5-inch* 1080p TV means your exercisers get a rich entertainment experience. Bring out the beauty of Lifescape courses or get exercisers' favorite shows in sharp and crisp video.



*21.5-inch console screen is for treadmill only. Console screen size varies by cardio base.



EASY NAVIGATION

Exercisers expect intuitive digital experiences at the gym.

The Discover SE3 HD dashboard puts everything at an exerciser's fingertips and makes it easy to discover the options available during workouts. From tracking and progress to added entertainment and on-demand content, the Discover SE3 HD console builds on what exercisers expect from their facilities.

LIFE FITNESS ON DEMAND

Presenting high-quality, motivational on-demand classes exclusively across all premium Life Fitness cardio products with a connected Discover SE3 HD console.

As a premium feature, classes are added on a regular basis to keep the on-demand experience fresh and inviting.*

Classes range in duration, program types, difficulty level, music and instructor style.

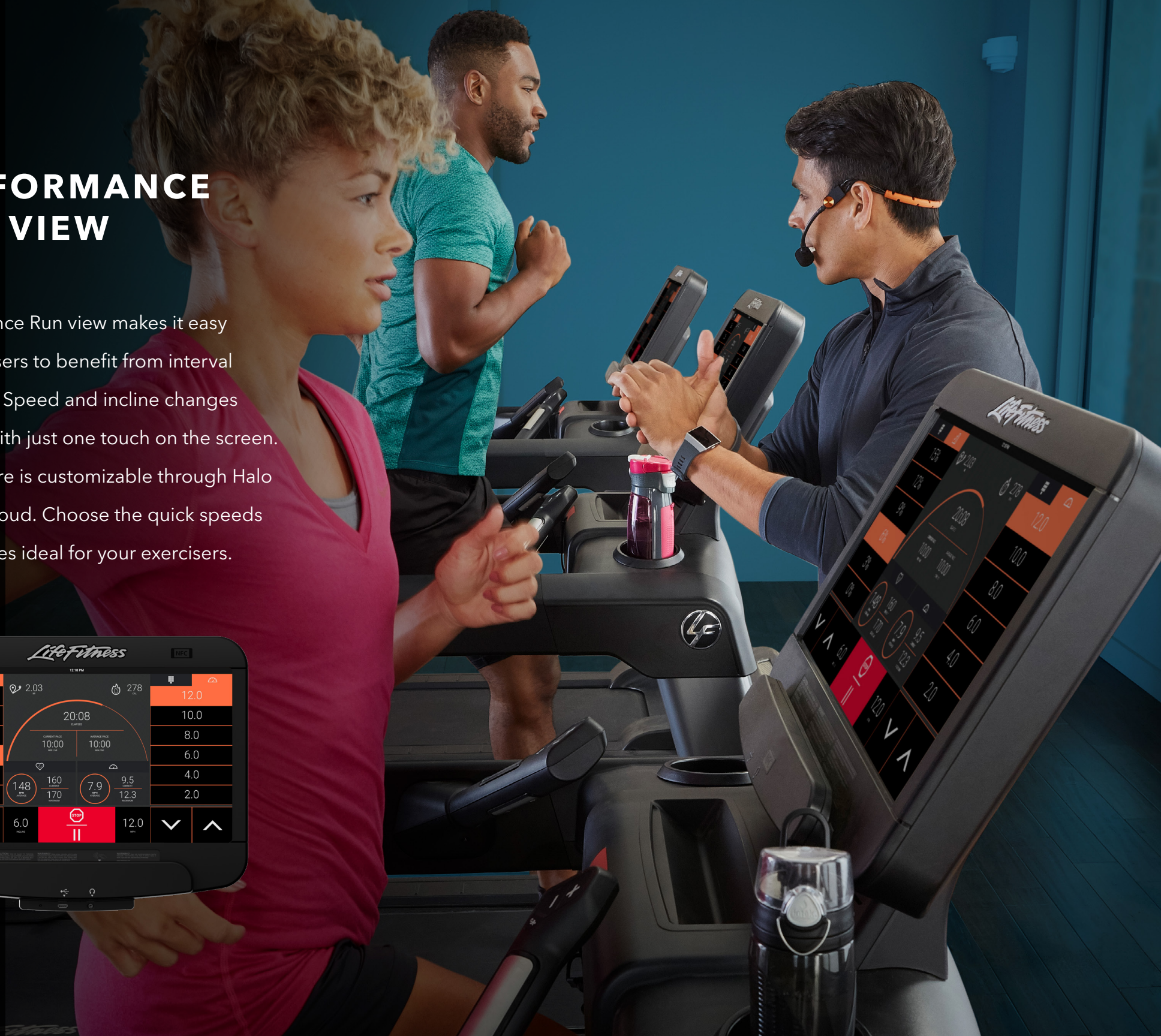


*Additional/premium content may be available for an additional charge



PERFORMANCE RUN VIEW

Performance Run view makes it easy for exercisers to benefit from interval workouts. Speed and incline changes happen with just one touch on the screen. This feature is customizable through Halo Fitness Cloud. Choose the quick speeds and inclines ideal for your exercisers.



PERSONAL ENTERTAINMENT

Exerciser entertainment is enhanced with easy access to streaming video and audio services like Netflix™, Pandora® Radio and Spotify™. Even at the gym, users can log in to the apps they use every day.

NETFLIX

YouTube

Spotify



BRING THE OUTDOORS INSIDE

The Discover SE3 HD console offers beautiful interactive courses that make the miles more enjoyable.

LifeFitness

EASY LOGIN PROCESS

QR Code and NFC login make it easy for exercisers to explore the benefits of connecting to the console including tracking, workout history and data.



CONNECTED DEVICES

Connected devices allow exercisers to track workouts with the seamless transmission of fitness data. Exercisers need a workout facility that offers an intuitive connected experience. Exercisers can easily connect an Apple Watch®, Samsung Galaxy Watch®, headphones, heart rate monitors and related Bluetooth enabled devices. New partnerships continually allow more connected devices, features and tech options.





CUSTOMIZED MESSAGES

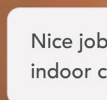
Home screens and scrolling messages can be customized to promote facility programs and services, boost brand loyalty, and keep exercisers up to date with news and events. With connection to Halo Fitness Cloud, you can reach members with templated emails and create cohesive messaging. You can also offer facility-wide challenges to motivate your exercisers.

CONNECT TO A BETTER EXPERIENCE

Discover SE3 HD offers standard internet connectivity to allow access to the Halo Fitness Cloud. This holistic digital tool provides easy and efficient facility management, the ability to create meaningful interactions between trainers and exercisers, and the potential to build revenue.



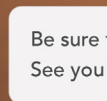
That workout was a challenge, but fun.



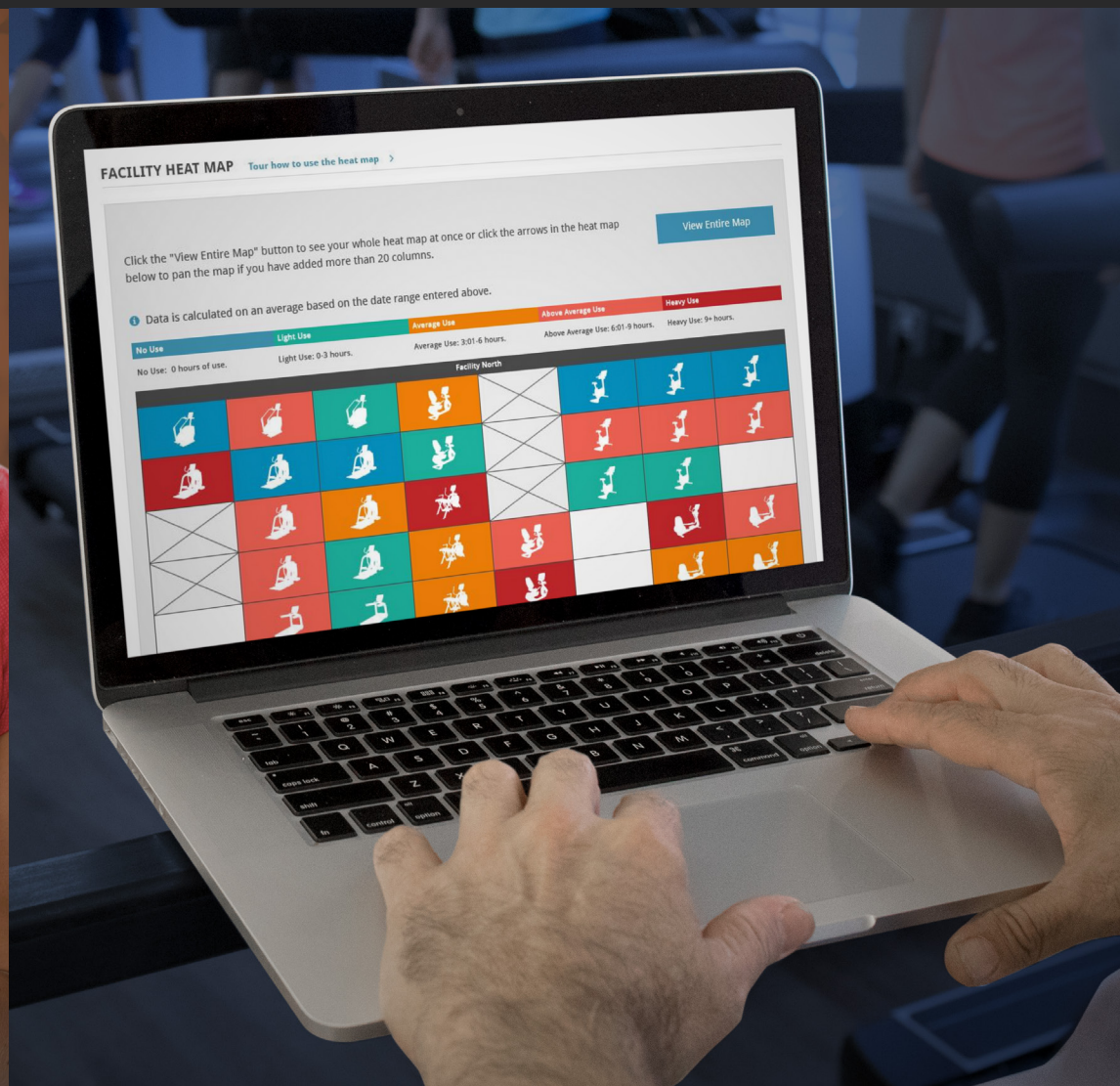
Nice job! I've got room in my indoor cycling class Wednesday.



Can't wait.



Be sure to reserve a spot. See you then!



FACILITY HEAT MAP [Tour how to use the heat map >](#)

Click the "View Entire Map" button to see your whole heat map at once or click the arrows in the heat map below to pan the map if you have added more than 20 columns.

[View Entire Map](#)

Data is calculated on an average based on the date range entered above.

No Use **Light Use** **Average Use** **Above Average Use** **Heavy Use**
No Use: 0 hours of use. Light Use: 0-3 hours. Average Use: 3-01-6 hours. Above Average Use: 6-01-9 hours. Heavy Use: 9+ hours.

